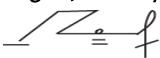


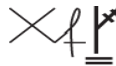

		Please check on the usagym.org site-Women: Rules: Optionals or under member updates for the latest versions of the Appendix items and replacement pages.
Posted February 24, 2015		
Pg #	Event	
133	Bars	#8.101, 8.201, 8.301, 8.401 (3 elements) & 8.501: Change the start position to: <b>From HB -</b> #8.101 & 8.201: after the word "underswing" add <b>(toe-on or clear)</b> December 2014 with updates from the TC meeting October 24-26, 2014
1	General	3.a.1) b) & c) change the word "team" to "club".
3	General	#24. Change to: Checks with scoring personnel to verify that scores for all gymnasts are entered and all inquiries have been resolved.
19	General	III. B. 4.a. Add an example: A Level 8 gymnast performs a back layout with double twist on floor (C-value), but is awarded a "B". It should be regarded as a "B", not a "C" for compositional consideration.
21	General	Clarification on steps on landing (top of page) Add: #5. If the gymnast lands with feet apart or staggered and then continues to take steps, deduct only for the steps. The deductions for landing with feet apart/staggered are to be applied only when the gymnast "sticks" the landing on Bar/Beam dismounts and Vault.
35	Vault	Clarification on steps on landing (bottom of page) Add: #4. If the gymnast lands with feet apart or staggered and then continues to take steps, deduct only for the steps. The deductions for landing with feet apart/staggered are to be applied only when the gymnast "sticks" the landing.
59	Bars	B. 1. Change to read: All dismounts MUST be performed from the bar designated in the element description in the Bar Element section to receive a value. Add Example; Gymnast performs a Toe-on Front salto dismount from the LB. LB is not designated as a choice in the JO Code, therefore, no Value part credit is awarded. It cannot fulfill Special Requirement (-0.50) and the gymnast also receives a deduction of 0.30 from the Start Value for no dismount.
87	Bars	#5 delete the word "on HB" after "D" or "E" release and add another example of a B flight element that upgrades to C following a D or E release.: Shaposhnikova-type element to a #4.204 (long swing forward with ½ turn and flight over LB to hang on LB (not to handstand).
163	Beam	IV. 3. Lack of Balance between Acro and Dance Elements: add c. The following elements will be considered as "Dance" elements: Group 1-Mounts: 1.101, 1.201, 1.301, 1.401, 1.102 (1st & 3rd descriptions), 1.202, 1.104, 1.105, 1.305, and 1.405. Group 4 - All Wave elements and Group 5 -Holds/Stands: 5.101, 5.201, 5.102, 5.302, 5.402, 5.103, and 5.203.
229	Floor	I. C. Bullet: Middle of paragraph: "The matting must extend a minimum of 5 feet from the edge of the boundary line and extend a minimum of 6 feet from the corner of the carpet down each side of the Floor Exercise area.
230	Floor	III. Music Regulations, A. add #3. If a coach has any question of the music containing words, the music should be sent to the RTCC from their region. The RTCC will convey the final decision to the coach.



245	Floor	C. Level 6 Floor Exercise Special Requirements: #1. a. Acro elements may be flight or non-flight <i>from Element Groups 5, 6, 7, or 8. The Roll category (Group 4) may not be used to fulfill this Special Requirement.</i>
248	Floor	Reword 3rd sentence to: "A small, CONTROLLED step forward (out of a forward acro element) or backward (out of a backward acro element) to a lunge is acceptable.
Posted September 5, 2014 with revisions in RED BOLD font posted on September 30, 2014		
Pg #	Event	Change or Addition
17	General	4. Level 7 Restrictions: a. Change to "Only "A" and "B" elements, <i>selected "C" elements on Bars, and ONE "C" dance element on Beam and Floor</i> are allowed.
18	General	Top of page: change b. to: "All "C" (or more difficult) elements ( <i>other than the aforementioned allowable "C's" on Bars and the one "C" Dance element on Beam and Floor</i> ) that are performed/attempted, whether or not completed successfully:
20	General	C. 1. Slight/Small Faults: add to b. Slight hop, small adjustment on landing <i>or landing with feet staggered on UB/BB dismounts add h. Landing Bars/Beam dismount with feet wider than hip-width apart 0.10</i>
21	General	Clarification on steps on landing: Add <b>#4. If the gymnast lands a Bar or Beam dismount with feet a maximum of hip-width apart, there is no deduction provided that she slides her heels together on the controlled extension. If the entire foot slides or is lifted off the floor to join, it is considered a small step.</b>
27	General	Add VI. <i>Re-evaluation of exercises A. If a judge realizes that a gymnast was mistakenly judged using the incorrect rules for her level, the routine may be re-evaluated using the appropriate rules to determine the correct Start Value and specific compositional deductions, based on the judges' shorthand. This re-evaluation must occur within 5 minutes of the end of the competition for that session. The judging panel must notify the Meet Referee and the scoring personnel that the re-evaluation is to occur. The coach must be notified immediately of any score change.</i>
27	General	Add VI. <i>Re-Evaluation of Exercise B. At State and above Championship meets, in extenuating circumstances the Meet Referee has the authority to allow a judging panel to review a routine to verify that the Special Requirements were fulfilled. The coach must be notified that a review will occur. No additional deductions are allowed to be taken by a judge after the review if the Special Requirement(s) in question is (are) awarded.</i>
32	Vault	F. 7. Level 6/7: <i>add bullet: The deduction for Too long in support (Up to 0.50) and Angle of Repulsion (Up to 1.00) are applied for all Level 6 and 7 vaults.</i>
34	Vault	Add to a. Slight hop, small adjustment of feet, <i>"or staggered feet"</i> Up to 0.10 Add new deduction as <i>new "d". Landing with feet wider than hip-width apart 0.10</i>
35	Vault	Under Clarification on steps on landing #1. <i>add c. If a gymnast lands with feet a maximum of hip-width apart, no deduction, provided that she joins (slides) the heels together on the controlled extension. Add bullet: If the entire foot/feet are sliding or lifted off the floor to join, it is considered a small step .</i>
56	Bars	IV. Bar Fall Regulations: B. <i>add bullet: The coach is not allowed to ask the judge if the element received Value-part credit before the gymnast re-mounts the apparatus.</i>
59	Bars	B. Dismounts: 3. If a gymnast performs a dismount element without a salto (Level 7-10) or hecht (Levels change 8-10 to <b>7-10</b> ): 6. a. change in parenthesis (applies to Levels <b>6-10</b> ) instead of 7-10




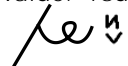
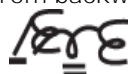
Pg #	Event	Change or Addition
61	Bars	At bottom of page, <i>add E. Two (2) "A" elements are awarded when a gymnast performs a cast to squat/stoop/straddle on the LB followed by a sole circle forward or backward to stand on LB: #2.102 Cast squat, stoop or straddle on LB, also with grip change to hang on HB and #7.103 Sole circle forward or backward (tucked or piked) on LB or HB (also with grip change to hang on HB)</i>
65	Bars	2. Uprises to Handstand: <i>add c. A "B" Back uprise to clear support" followed directly by a Group 3, 6, or 7 circling element to handstand (with or without 180° turn) may be counted as two elements (B + C) or one "C" element, to the benefit of the gymnast.</i>
70	Bars	top of page under Weiler Kip, add another paragraph: <i>The Weiler kip elements (#3.207 &amp; 3.407) may be performed with legs straddled (hips bent) or legs together (hips extended) to receive the respective B or D Value-part credit.</i>
75	Bars	In Special Requirement box: 2/3- One an element with flight, excluding the dismount, OR with minimum of 180° LA (long axis) turn, excluding the <i>mount and/or</i> dismount.
77	Bars	E. Level 6 Special Requirements box & below box: <i>Change #3 to: One 360° Clear Circling element from Groups 3, 6 or 7</i> Change 3. a. to read: <i>May NOT be an element performed with hips on the bar during or at the completion of the circle or with feet on the bar at the completion of the circle. Add bullet under 3.a.: • Front/back hip circles (#7.101) and front/back sole circles (#7.103) do not fulfill this SR.</i>
78	Bars	III. Specific Compositional Deductions: B. Insufficient change of direction (applicable to Level 9 & 10 only): <i>1st bullet-(example- Giant 1/1 can count as only one of the two turning elements)</i> <i>2nd bullet: "...minimum of two changes of direction in the exercise . change examples to:</i> <i>0.10 - No elements with a minimum of 180° turn</i> <i>0.05- Only one element with 180° or 540° turn</i> <i>Only one element with 360° turn</i> <i>Both elements with 360° turn</i> <i>No deduction - Two elements with 180° and/or 540° turn or One element with 180° or 540° turn and one element with 360° turn</i> <i>Add a third bullet: • The mount and/or dismount may not be considered in fulfilling the two changes of direction.</i>
83	Bars	I. Slight/Small faults: B. change to Slight hop, small adjustment, <i>or feet staggered on landing of dismount</i> <i>Add O. Landing dismount with feet wider than hip-width apart 0.10</i>
87	Bars	5. Add: <i>A "B" release element from HB to LB raises to "C" when it directly follows (without counterswing) a "D or E" release element on HB - for Level 10 only. Examples: Add 2nd example: Jaeger salto with 180° turn (E) + counterswing backward in straddle or pike with flight over LB to hand on LB (B) (straddle back without a forward counterswing)</i>
102	Bars	<b>#2.102</b> Change description to: Cast to squat, stoop or straddle on LB, <b>also with</b> jump to grasp HB
103	Bars	#2.203 Add a note after 1st illustration: <i>The Back uprise to clear support" followed directly by a Group 3, 6, or 7 circling element to handstand (with or without 180° turn) may be counted as two elements (B + C) or one "C" element, to the benefit of the gymnast.</i>
104	Bars	After description of #2.205, add: <i>*Receives "C" if it directly follows (without forward counterswing) a "D or E " release element</i>
110	Bars	#3.207 & 3.407: add to end of description: <i>"also with legs straddle (hips bent) on upswing"</i>
114	Bars	#4.306 Add to description following "salto roll backward to hang" <i>(Peach salto)</i>


Pg #	Event	Change or Addition
120	Bars	<b>#6.101</b> Change description to : Clear straddle circle forward on LB or HB to clear <b>straddle "L"</b> support
143	Beam	C. Timing of Falls 3. b. add bullet: <i>"The coach is not allowed to ask the judge if the element received Value-part credit before the gymnast re-mounts the apparatus."</i>
145	Beam	B. Dismounts #4. c. Change to: <i>Deduct 0.50 for the fall, with or without an actual fall onto the mat.</i>
148	Beam	C. Elements considered the SAME: <i>Add #3. #2.101 The stag leap and split leap are considered the same element. The stag and double-stag jump are considered different than the stag and split leap because of the two-foot take-off.</i>
149	Beam	<i>#4. Change to Level 7 (Delete 6): a. Only "A" and "B" elements, plus ONE "C" Dance element (for "B" credit) are allowed on Beam at Level 7. b. The one allowable Dance "C" element: 1) will receive Value-part credit of "B;" 2) May be used to fulfill Special Requirements. c. Dance "C's" will be considered in chronological order. Whenever the gymnast performs more than one restricted "C" dance element, only the first of these "Cs" in the exercise may be used for Value-part credit (B) and, if applicable, Special Requirements. d. Any "C or more difficult" acro element, or any additional restricted C or more difficult dance element that is performed: 1) Will NOT receive Value-Part credit, 2) CANNOT be used to fulfill Special Requirements, 3) A 0.50 deduction is taken for each restricted element performed and is reflected in the Start Value. e. All appropriate execution and amplitude deductions would be applied to all elements performed, regardless of whether or not they receive Value-Part credit.</i>
149	Beam	<i>Add # 5 Level 6 and add a, b, &amp; c. as previously listed under Levels 6 &amp; 7</i>
161	Beam	C. Level 6 Special Requirements #1. Acrobatic Requirement: <i>Add d. The Acro element must achieve or pass through <b>inverted vertical while in support on the hands (handstand)</b>. Also add bullet: If a kick-up to handstand is used, it must be held 2 seconds to receive "A" value and fulfill the Special Requirement.</i>
162	Beam	III. A. 4. c. change to "Repositioning of a support leg <i>or pivoting</i> on support leg
163	Beam	IV. A. 1. a. 2) 2nd sentence: A kick-up to handstand, <i>with or without pirouette</i> , to step down is not eligible, as it is from Group 5.
163	Beam	IV. A. 1. Add <i>g. Silivas-type mounts (#1.208 &amp; 1.308) are considered "sideward".</i>
165	Beam	I. A. Slight/Small faults: <i>Add #10. Landing dismount with feet staggered (one in front of the other) <b>Up to 0.10</b> Add #11. Landing dismount with feet wider than hip-width apart <b>0.10</b></i>
177	Beam	Add <i>new element under #1.405 ("D" Mount): Split leap forward with leg change (180° split) to cross split sit (no hand support) (Whitney)</i> Symbol is added to Beam symbol chart also. 
179	Beam	Add an <i>"A" mount #1.109 Back pullover to front support"</i> Symbol is added to Beam symbol chart also. 
185	Beam	<i>#2.101 Add note after 1st two descriptions of split and stag leap: considered same element Add note after description of stag or double-stag jump: considered same element</i>
190	Beam	<i>#2.107 Change description to: Sissonne, take-off from both legs, land on one leg (legs in a diagonal position with 180° leg separation; front leg a minimum of 45°)</i>
201	Beam	<i>#5.103 Add "also with hand holding free leg in sideward hold above 90°"</i> Add symbol 

Pg #	Event	Change or Addition
205	Beam	#6.101 Roll forward, add to description: <i>Start and end position, as well as hand position is optional</i>
207	Beam	#6.104 Roll backward, add to description: <i>Start and end position, as well as hand position is optional</i>
210	Beam	#7.403, add new variation: <i>Side aerial, swing back (free) leg forward-upward to stand on one foot with leg held above 140° with the hand D - Marinez</i> Symbol added to Beam symbol chart 
229	Floor	I. A. 2. change bullet to c. Add <i>a. It is recommended that athletic tape (provided by the coach) be used to mark the mats. Add b. Chalk may be used but should be removed before the next competitor. A towel should be provided by the meet Director to facilitate the removal of chalk markings.</i> <i>I. C. Bullet: Has been reworded to match 2014-15 R &amp; P. See replacement page.</i>
231	Floor	III. C. Should have bullet " <b>These electronic devices must have a display screen and must be on airplane mode, when applicable.</b> " V. Coach on Floor Exercise Mat, <i>Change A. to: No deduction is applied if a coach inadvertently steps into the corner area of the Floor Exercise mat when placing, adjusting the placement of, or removing the mat. This applies to Levels 6-10. Bullet: No deduction is applied if the coach enters the Floor Exercise area during the exercise to remove any object (such as hair clips, eyeglasses, etc.) which may impede or endanger the athlete.</i>
232	Floor	A. 3. c. bullet: change to read- <i>This does not apply to round-offs, flic-flacs or front handsprings in Acro series with saltos. See page 245.</i>
234	Floor	C. Add 3. <i>#1.101 Split leap and stag leap are considered the same element. Also stag jump and split jump are considered the same element.</i>
235	Floor	D. Difficulty Restrictions: #4: Level 7: a. change to "Only "A" and "B" elements, <i>plus ONE "C" dance element (for B credit)</i> are allowed on Floor Exercise at Level 7. b. Change to: <i>If more than one "C" Dance element or any "C" Acro elements or ANY "D or E" elements are performed:</i>
245	Floor	C. Level 6 Floor Exercise Special Requirements: #1. Acro series with minimum of three directly connected <i>flight or non-flight</i> acro elements with or without hand support <i>Add b. If the three-element series does not include an aerial or salto, the three directly connected elements must all receive Value-part credit in order to fulfill the Special Requirement.</i>
248	Floor	K. Coach on the Floor Exercise mat (Levels 6-10) <i>add "Refer to page 231"</i> <i>Add M. Clarification on landings of the last element in an Acro series: There is no penalty for landing with the feet a maximum of hip-width apart on the last element of an Acro series. A small step backward with control to a lunge or onto one knee is acceptable. Do not deduct unless the landing appears out of control.</i>
249	Floor	I. B. #14. Delete bullet (clarification moved to page 248)
261	Floor	#1.101 <i>Add note regarding the split and stag leap are considered the same element and the split jump and stag jump are considered the same element.</i>
266	Floor	#1.110 Change description to: <i>Sissonne, take-off from both legs, land on one leg (legs in a diagonal position with 180° leg separation; front leg a minimum of 45°)</i> <i>Add new "C" element under #1.311 Tuck jump backward with arch and 360° turn (Sheep jump 1/1 turn, feet to head height) Dunn</i> 







Pg #	Event	Change or Addition
282	Floor	#8.503 <i>Add new "E" variation: Double salto backward tucked with a 1½ twist (540°) Jones</i> 
Posted August 16, 2013		
2	Gen.	b. 3) Add 2nd bullet: An affiliated judge may be assigned to a one-judge panel for Level 1 and 2.
3	Gen.	Add #26. Monitors the judging panels to ensure the appropriate use of electronic tablets for judging and reference purposes.
4	Gen.	12. Insert a new bullet before the one already there: A flash from a camera is not a valid reason to allow a gymnast to repeat the exercise.
21	Gen.	Clarification on steps on landing at top of page. Add #3. There is a maximum deduction of 0.40 for steps (regardless of size or number); however, if the steps result in a fall, deduct only 0.50 for the fall.
25	Gen.	II. C. Add bullet: A flash from a camera is not a valid reason to allow a gymnast to repeat the exercise.
26	Gen.	D. Add. #3. A State meets and above, if there is an inquiry regarding the possibility that the judge panel missed an element that would affect the Start Value, the coach can request a video review (if available) by the Meet Referee. Examples: a. All judges did not record a full turn on Beam. b. One or more judges recorded a 2½ twist instead of a 3/1 twist.
35	Vault	Following the paragraph after the landing illustration, add a bullet: If the gymnast lands in a squat position and then proceeds to fall, deduct only the 0.50 for the fall. However, other deductions such as insufficient open may also be applied. Clarification on steps on landing at middle of page. Add #3. There is a maximum deduction of 0.40 for steps (regardless of size or number); however, if the steps result in a fall, deduct only 0.50 for the fall.
55	Bars	I. A. add 2nd bullet: No other substance besides chalk and water may be placed on the uneven bar rails.
76	Bars	In Special Requirement box for Level 7, Change #4 to Salto <i>or hecht</i> dismount, minimum of A"A.
101	Bars	<b>#2.301</b> Symbol for 2nd illustration moved to cast handstand with ½ turn
105	Bars	#2.306 Change description to: On HB- counterswing to front salto piked/straddled with ½ (180°) turn to catch LB (Pritchard) Change symbol to 
110	Bars	#3.207 Add a head to the last figure on right! Also, delete the words "From near handstand" #3.407 delete the words "From near handstand." Also, in parenthesis after first description change to (Weiler kip to handstand) #3.508 after On HB, delete "From near handstand"
133	Bars	#8.501 Added the tuck and pike designation to the symbol.
147	Beam	B. 2. c. Add another Example: #2.210 (B) Split jump and split jump ¼ turn are considered the same element. Split jump, later performs split jump + split jump with ¼ turn. Last element = no Value (No dance series credit L8-10)
150	Beam	F. 2. Jumps/leaps/hops with less than 360° turn: New diagram will be on the revised page with slightly different wording for the example.
154	Beam	k. Last sentence, correct to read "See elements #3.209 and #3.309.
155	Beam	q. Change #8.404 to #8.504
186	Beam	<b>#2.402</b> Symbols for the bottom row -straddle jump half and 3/4 should have a dot above indicating straddle is shown in side position.
229	Floor	C. In bullet paragraph, 4th line add (not the edge of the carpet) after "competition area": Diagram of floor should have corner mat extending to side by 5'

Pg #	Event	Change or Addition
231	Floor	top of page #2, <b>under III. C:</b> add bullet: These electronic devices must have a display screen and must be on airplane mode, when applicable.
237	Floor	d. 1.210 Ring or Stag-ring Leap/Jump change "(C)" to "(B)" d. #3. Reference to element numbers: ("A" - #2.101 or #2.107) Change to #1.101 or #1.110.
256	Floor	1) C + C Delete "and more difficult"
<b>Posted July 10, 2013</b>		
78	Bars	E. 3. If swing backward is under horizontal, an Up to 0.10 deduction would also be applied for insufficient amplitude.
84	Bars	IV. Very Large Faults G. Fall/Failure to land on the bottom of the feet first on dismount: Add two bullets: 1. Salto initiated - No VP, No SR/No Bonus + 0.5 Fall 2. Salto never initiated -.30 from SV for No dismount + No VP/No SR/No Bonus + 0.5 Fall V. Chief Judge Deductions: B. Add hip to read "Incorrect padding (use of heel/hip pads)
118	Bars	#5.506 Symbol has been amended to show L-grip front giant beginning 
126	Bars	#7.404 1st illustration is modified to show a lower end position and the symbol is  The 2nd illustration and symbol will be moved to #7.504. A new illustration depicting a lower end position with half turn will be added to the revised pages. <span style="float: right;">#7.504</span> Change description to : From stoop in or from rear support on HB - Adler-seat (pike) circle forward through clear extended support in L-grip to finish within 30° of vertical (Luo) The symbol will be changed to 
140	Bars	#8.310 & 8.410 Symbols for the Tanac elements indicates tuck and pike - Will be changed on symbol chart to tuck and stretched.
221	Beam	Add new element to #9.303 - C value: Tsukahara piked dismount (Keck). Description will be revised and symbol added to symbol chart. 
261	Floor	In box, last sentence: change to "Any leap not listed in the JO Code that has 180° split and 360° turn is valued at "C".
274	Floor	Add new element #4.301 (C value) From backward take-off - stretched jump with 1½ twist (540°) to hecht roll (Arabian dive roll with 1/1 twist) (Esslinger) 
<b>Posted July 8 &amp; 20, 2013</b>		
20	Gen.	C. 2. Medium Faults: Add g. Additional trunk movements to maintain balance/control upon landing of UB/BB dismounts and Floor acro elements Up to 0.20 This applies to "stuck landings" but uses trunk movements to avoid steps. Add Incomplete turn/twist Up to 0.20
<b>Posted July 8, 2013</b>		
5	Gen.	14. g. Add "hip" Incorrect padding (Gymnast wearing heel/hip pads on bars)
6	Gen.	14. add "u. Failure to mark the boundary line on additional matting which covers the boundary line. <u>0.10</u>
20	Gen.	C. 3. Large Faults, b. Add "on the beam" Additional movements to maintain balance on the beam.
23	Gen.	VII. C. 3. d. change "unallowable" to "restricted": Performance of restricted elements (0.50 each)
32	Vault	4. 1st bullet: Change reference to vault #4.303 to #4.403

Pg #	Event	Change or Addition
34	Vault	5. Other deductions, Add new i. Level 6-9 gymnast performs a restricted vault for the level VOID
69	Bars	7. b. Change 2nd sentence to read "See #6 regarding contacting the bar or mat with the feet."
69	Bars	8. Weiler Kip. Add to the beginning of the first sentence "Ideally"
83	Bars	I. Slight/Small Faults: A. Add "sickled" to read Flexed/sickled feet on Value-Part elements E. Add "s" to leg to read "Legs crossed during salto dismounts with twist
83	Bars	II. Medium Faults: Add F. Incomplete twist on twisting salto dismounts Up to 0.20 G, Additional trunk movements to maintain balance on landing of dismount Up to 0.20 H. Insufficient exactness of stretched position Each time Up to 0.20 Arch up to 0.20; hip angle (136° - 179°) Up to 0.20 (moved from III. Large Faults)
83	Bars	III. Large Faults: B. Insufficient exactness of stretched position; change deduction to Each time Up to 0.20 Both bullets: change deductions for arch and hip (delete "s") angle to Up to 0.20 Move this deduction to Medium Faults H. and delete from Large Faults
83	Bars	III. D. Delete: Additional trunk movements to maintain balance Up to 0.30 (moved to Medium faults G. and amended)
83	Bars	III. Large Faults: new E. : Insufficient extension (open) of body prior to landing of dismount (tuck/pike) Up to 0.30
103	Bars	#2.303 1st description: move "also with ½ turn (180°)" down above the 2nd illustration
103	Bars	#2.403 1st diagram delete the 3rd-6th figures and replace with the last 4 figures with 360°
109	Bars	#3.406 1st illustration symbol is incorrect and has been replaced with the 2nd symbol on the Bar symbol chart.
117	Bars	#5.403 2nd illustration symbol should have a "dot" after the twist to indicate transfer to Low bar.
122	Bars	#6.104 Change description to : "Clear straddle circle backward to clear straddle "L" support"
122	Bars	#6.204 Change description to: "Stalder circle backward to clear support"
144	Beam	IV. A. 2, Change reference in parenthesis to Chapter 1. I. to E. for matting information.,
164	Beam	C. Insufficient use of entire beam apparatus. Move the deduction of Up to 0.10 down to C. 1. Insufficient level changes throughout the exerc
164	Beam	V. C. Deduction for Failure to land with feet/legs together on jumps/leaps that land on 2 feet in side position Add Each Up to 0.10
165	Beam	I. A. Slight/Small Faults, #1. Add "sickled" to read: Flexed/sickled feet during Value Parts
165	Beam	I. B. Medium Faults: Delete #2 Relaxed/incorrect footwork on non-value parts (it's on page 164 under Spec. Exec. Deductions) and replace it with "Additional trunk movements to maintain balance/control upon landing of dismount Up to 0.20 " This applies to "stuck landings" but uses trunk movements to avoid steps.
166	Beam	C. Large Faults, #2. Add to end of sentence "on the beam". Additional movements to maintain balance on the beam. Up to 0.30
166	Beam	C. Large Faults, #4 Delete "salto" Insufficient height of dismounts Up to 0.30
166	Beam	C. Large Faults: Delete #6. Relaxed/incorrect leg position/body posture... (it is on page 164 under Specific Exec. Deductions) and replace with "Insufficient extension (open) of body prior to landing of Acro or dismount elements Up to 0.30"
166	Beam	D. Very Large Faults, #6. Exercise shorter than 30 seconds (complete or incomplete) Add (Chief Judge)
168	Beam	II. B. Examples of B + D: Move #1 and #2 down under B + E as examples #3 and #4.
168	Beam	II. B. Example #3 of B + D change Full twisting flic-flac swing down (E) to (D)
169	Beam	D + D Example #1: change Full twisting flic-flac swing down (E) to (D)
171	Beam	B + D Example #2 change Full twisting flic-flac swing down (E) to (D)
171	Beam	2nd C + C: Using different "C" dance elements or Dance/Acro elements (delete 2nd "or dance/acro elements")
183	Beam	Add #1.114 Front Walkover (hands on springboard) to sit on the beam = A 



Pg #	Event	Change or Addition
195	Beam	#3.303 Delete repeated words "without hand holding leg"
196	Beam	#3.306 2nd illustration Add symbol: 
197	Beam	#3.208 Description 1/1 turn (360°) flank circle, legs together. Delete the rest of the description for 3.309 that is listed under 3.208. The symbol is 
201	Beam	#5.204 Change description to "Clear pike "V" or "straddle" support (2 sec.)"
210	Beam	#7.403 Under first description of Aerial Cartwheel, also from stand on one leg, -swing free leg through backward add symbol: 
217	Beam	#8.301 2nd illustration symbol - delete the "check" after the two vertical lines indicating the two foot take-off
219	Beam	#8.504 1st element description: Salto backward stretched with legs together: Illustration is incorrect (shows Layout step-out)
234	Floor	D. Difficulty Restrictions #2 Level 9: a. All A, B and C elements, D/E dance elements and a maximum of one D/E Acro element are allowed on FX.
236	Floor	#4. Example: 2nd sentence should read: If the turn is completed to within 89° or less of the designated degree of turn, it will be awarded the higher Value Part. The diagram is incorrect and will be replaced and a new page will be posted on the website.
238	Floor	j. Under note: Refers to #2.209 but should be #2.208
249	Floor	I. A. Slight/Small Faults, #1. Add "sickled" to read: Flexed/sickled feet during Value Parts Add to deduction Each time 0.05
249	Floor	I. B. Medium Faults: Add #13. Additional trunk movements to maintain balance/control upon landing of Acro elements Up to 0.20 This applies to "stuck landings" but uses trunk movements to avoid steps.
250	Floor	C. Large Faults - Delete #2. Replace with " Insufficient extension (open) of body prior to landing of Acro elements Up to 0.30"
252	Floor	II. A. D/E-Salto series: Last example is missing the symbol for Round-off 
253	Floor	#3 at top of page: A/B + A/B + D change last part to D/E
259	Floor	IV. A. Example: Values need to move to the Left to be under the corresponding element